


EASTERN

2024 Annual Water Quality Reports



WHAT WE DO TODAY SHAPES TOMORROW'S FUTURE

Toho Water Authority is pleased to present its 2024 Annual Drinking Water Report, designed to inform you about the quality of the water we deliver every day. The report includes test results from water quality analyses conducted throughout 2024.

OUR ANNUAL DRINKING WATER REPORT

Toho Water Authority (Toho) is pleased to present its annual drinking water report. The name of the report reflects the year the data was collected rather than the year published. This report is designed to inform you about the quality of the water we deliver every day. It is our pleasure to report that the drinking water we produce follows all federal and state water quality regulations. The water quality information in this report is organized by service areas and identified by the associated Public Water System (PWS) number. Use the map to determine your service area, then go to the associated water quality data. To request a printed copy of this report, please contact our Customer Service team at 407-944-5000.



CONTENTS

Serving Our Community	3
Toho's Promise	4
Water Quality	5
State Regulations	6
Health Information	7 - 10
Glossary and Abbreviations	11
Service Area Map	12
Water Tables Explained	13
Water Quality Reports	14 - 27
You Could Be Selected	28
Proper Irrigation	29
Investing In The Future	30



SERVING OUR COMMUNITY

Toho is the largest provider of water, wastewater and reclaimed water services in Osceola County. Toho currently operates 17 water treatment facilities and nine wastewater treatment facilities with the purpose of providing efficient and reliable water services. With a 600 person workforce, Toho treats and distributes approximately 51.6 million gallons of potable water and reclaims 34.3 million gallons of wastewater each day. Toho was established for the sole purpose of providing regional stewardship over water resources in Osceola County.



TOHO'S PROMISE

**Our Customers, Our Community, Our Employees
Trust That Toho Cares**

As an integral part of the community, Toho is dedicated to delivering exceptional services. Whether it's through in-person interactions, phone conversations, or our website, one thing remains certain—we care.

Toho is guided by a seven-member board of supervisors who oversee all operational policies and carefully manage the organization's budget. If you're interested in learning more about Toho, we encourage you to attend our regularly scheduled Board meetings. These meetings are open to the public and take place on the third Wednesday of every month at 5 p.m. in the Boardroom located at 951 Martin Luther King Blvd., Kissimmee, Florida 34741. To access the meeting agenda, please visit tohowater.com.

In compliance with Section 286.26 of the Florida Statutes, we prioritize inclusivity. If you require assistance to participate in any of these proceedings, please reach out to the office of the Executive Director beforehand. You can contact us at 407-944-5130 or via email at tohoattend@tohowater.com.



WATER QUALITY

Toho delivers to you water that is constantly tested for compliance with federal and state standards and regulations. During the period of January 1st to December 31st 2024, covered by this Consumer Confidence Report, highly trained scientists and technicians performed analyses on samples taken throughout your water system. The results of these analyses showed that the substances for which Toho is required to test, most were found to be at levels in the water substantially lower than the minimum acceptable levels. This brochure is a summary of the water quality provided to our customers. It is a record reflecting the hard work of our employees to bring you high quality water.



STATE REGULATIONS

SWAPP stands for the Source Water Assessment and Protection Program. This program is meant to ensure that your drinking water is safe, not just at the tap, but at its source. The Florida Department of Environmental Protection (FDEP) initiated SWAPP as part of the federal Safe Drinking Water Act. Lakes, rivers, streams, and aquifers make up the drinking water sources in Florida. These source waters can be threatened by potential contaminants such as hazardous chemicals, stormwater runoff, waste disposal sites, and underground storage tanks. It is a national priority to protect these sources and ensure safe drinking water for citizens. SWAPP was created to protect these vital resources.



HEALTHY DRINKING WATER, including bottled water, may reasonably be expected to contain at least small amounts of some contaminants. The presence of contaminants does not necessarily indicate that water poses a health risk. More information about contaminants and potential health effects can be obtained by calling the Environmental Protection Agency's Safe Drinking Water Hotline (800-426-4791).



SOME PEOPLE may be more vulnerable to contaminants in drinking water than is the general population. Immuno-compromised persons such as persons with cancer undergoing chemotherapy, persons who have undergone organ transplants, people with HIV/AIDS or other immune system disorders, some elderly, and infants can be particularly at risk from infections. These people should seek advice about drinking water from their health care providers. EPA/CDC guidelines on appropriate means to lessen the risk of infection by *Cryptosporidium* and other microbiological contaminants are available from the Safe Drinking Water Hotline (800-426-4791).






REQUIRED ADDITIONAL HEALTH INFORMATION

Lead can cause serious health effects in people of all ages, especially pregnant people, infants (both formula-fed and breastfed), and young children. Lead in drinking water is primarily from materials and parts used in service lines and in home plumbing. Toho is responsible for providing high quality drinking water and removing lead pipes but cannot control the variety of materials used in the plumbing in your home. Because lead levels may vary over time, lead exposure is possible even when your tap sampling results do not detect lead at one point in time.

You can help protect yourself and your family by identifying and removing lead materials within your home plumbing and taking steps to reduce your family's risk. Using a filter, certified by an American National Standards Institute accredited certifier to reduce lead, is effective in reducing lead exposures. Follow the instructions provided with the filter to ensure the filter is used properly.

Use only cold water for drinking, cooking, and making baby formula. Boiling water does not remove lead from water. Before using tap water for drinking, cooking, or making baby formula, flush your pipes for several minutes. You can do this by running your tap, taking a shower, doing laundry or a load of dishes. If you have a lead service line or galvanized requiring replacement service line, you may need to flush your pipes for a longer period.

If you are concerned about lead in your water and wish to have your water tested, contact Toho's Environmental Programs Manager at 407-944-5000. Information on lead in drinking water, testing methods, and steps you can take to minimize exposure is available at [epa.gov/safewater/lead](https://www.epa.gov/safewater/lead).



REQUIRED ADDITIONAL HEALTH INFORMATION

The sources of drinking water (both tap water and bottled water) include rivers, lakes, streams, ponds, reservoirs, springs, and wells. As water travels over the surface of the land or through the ground, it dissolves naturally-occurring minerals and in some cases radioactive material, and can pick up substances resulting from the presence of animals or from human activity. Contaminants that may be present in source water include:

- Microbial contaminants, such as viruses and bacteria, which may come from sewage treatment plants, septic systems, agricultural livestock operations, and wildlife.
- Inorganic contaminants, such as salts and metals, which can be naturally-occurring or result from urban stormwater runoff, industrial or domestic wastewater discharges, oil and gas production, mining, or farming.
- Pesticides and herbicides, which may come from a variety of sources such as agriculture, stormwater runoff, and residential uses.
- Organic chemical contaminants, including synthetic and volatile organics, which are by-products of industrial processes and petroleum production, and can also come from gas stations, urban stormwater runoff and septic systems.
- Radioactive contaminants, which can be naturally-occurring or be the result of oil and gas production and mining activities.

In order to ensure that tap water is safe to drink, EPA prescribes regulations which limit the amount of certain contaminants in water provided by public water systems. FDA regulations establish limits for contaminants in bottled water which must provide the same protection for public health.



GLOSSARY AND ABBREVIATIONS

MAXIMUM CONTAMINANT LEVEL (MCL): The highest level of a contaminant that is allowed in drinking water. MCLs are set as close to the MCLGs as feasible using the best available treatment technology. MCLs are set at very stringent levels. To understand the possible health effects described for many regulated constituents, a person would have to drink 2 liters of water every day at the MCL level for a lifetime to have a one-in-a-million chance of having the described health effect.

MAXIMUM CONTAMINANT LEVEL GOAL (MCLG): The level of a contaminant in drinking water below which there is no known or expected risk to health. MCLGs allow for a margin of safety.

MAXIMUM RESIDUAL DISINFECTANT LEVEL (MRDL): The highest level of a disinfectant allowed in drinking water. There is convincing evidence that addition of a disinfectant is necessary for control of microbial contaminants.

MAXIMUM RESIDUAL DISINFECTANT LEVEL GOAL (MRDLG): The level of a drinking water disinfectant below which there is no known or expected risk to health. MRDLGs do not reflect the benefits of the use of disinfectants to control microbial contaminants.

RUNNING ANNUAL AVERAGE (RAA): The average of the monitoring period average for a year.

LOCATIONAL RUNNING ANNUAL AVERAGE (LRAA): The average of sample analytical results for samples taken at a particular monitoring location during the previous four calendar quarters.

PARTS PER MILLION (PPM) OR MILLIGRAMS PER LITER (MG/L): One part per million corresponds to one minute in two years or a single penny in \$10,000.

PARTS PER BILLION (PPB) OR MICROGRAMS PER LITER (UG/L): One part per billion corresponds to one minute in 2,000 years, or a single penny in \$10,000,000.

PICOCURIES PER LITER (PCI/L): Picocuries per liter is a measure of the radioactivity in water.

ACTION LEVEL (AL): The concentration of a contaminant which, if exceeded, triggers treatment or other requirements which a water system must follow.

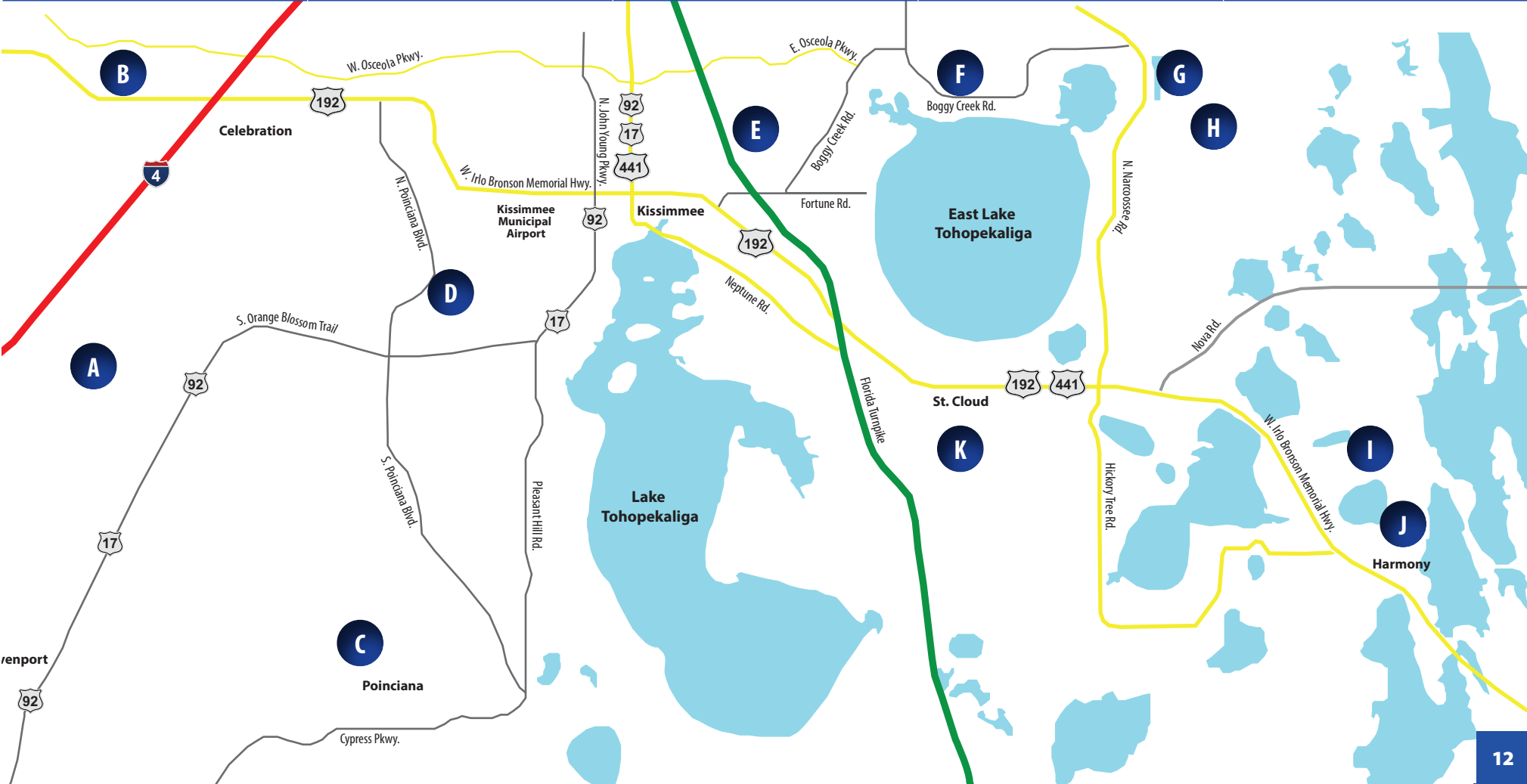
ND: Means not detected and indicates that the substance was not found by laboratory analysis.

N/A: Means not applicable.



TOHO WATER AUTHORITY SERVICE AREAS

WESTERN A - Hidden Glen B - Western	SOUTHERN C - Poinciana	CENTRAL D - Eastern E -Buenaventura Lakes	EASTERN F - Springlake Village G - Lake Ajay Estates H - Sunbridge & Tavistock East I - Bay Lake Estates J - Harmony & Pine Glen	ST. CLOUD K - City of St. Cloud
--	----------------------------------	---	--	---



AN EXPLANATION OF THE WATER-QUALITY DATA TABLE

The following tables show the results of our water-quality analyses. Every regulated contaminant that we detected in the water, even in the most minute traces, is listed here. The table contains the name of each substance, the highest level allowed by regulation (MCL), the ideal goals for public health, the amount detected, the usual sources of such contamination, footnotes explaining our findings, and a key to units of measurement.

As authorized and approved by EPA, the State has reduced monitoring requirements for certain contaminants to less often than once per year because the concentrations of these contaminants are not expected to vary significantly from year to year. Some of our data, though representative, is more than one year old.

National Primary Drinking Water Regulation Compliance

Water Quality Data for community water systems throughout the United States is available at www.epa.gov/safewater.



Springlake Village Water System (PWS ID# 349-4418)

WATER SOURCE - Underneath Osceola County lies one of the largest pristine reservoirs of fresh groundwater in the country, the Floridan Aquifer. Water from this aquifer is of consistently high quality and is used as the source of potable water for Toho's water system. The aquifer is recharged by rainfall on the Lake Wales Ridge (US 27) in Osceola, Polk and Lake Counties that is filtered through hundreds of feet of sand and rock in a natural cleansing process. Because of its high quality, the water we use needs little or no treatment other than aeration to remove hydrogen sulfide (rotten egg odor) and disinfection.

INORGANIC CONTAMINANTS							
Contaminant and Unit of Measurement	Dates of sampling (mo/yr)	MCL Violation Y/N	Level Detected	Range of Results	MCLG	MCL	Likely Source of Contamination
Barium (ppm)	8/24	N	0.014	N/A	2	2	Discharge of drilling wastes; discharge from metal refineries; erosion of natural deposits
Fluoride (ppm)*	8/24	N	0.20	N/A	4	4.0	Erosion of natural deposits; discharge from fertilizer and aluminum factories. Water additive which promotes strong teeth when at the optimum level of 0.7 ppm
Sodium (ppm)	8/24	N	12.6	N/A	N/A	160	Salt water intrusion, leaching from soil

*Following the approval of the Florida Farm Bill, which includes provisions that prohibit the use of non-water quality additives in Florida's public water systems, Toho Water Authority will no longer add supplemental fluoride to its water supplies beginning July 1, 2025.

STAGE 1 DISINFECTANTS AND DISINFECTION BY-PRODUCTS

Disinfectant or Contaminant and Unit of Measurement	Dates of sampling (mo/yr)	MCL or MRDL Violation Y/N	Level Detected	Range of Results	MCLG or MRDLG	MCL or MRDL	Likely Source of Contamination
Chlorine (ppm)	1/24 - 12/24	N	1.30 (RAA)	1.2 - 1.4	MRDLG = 4	MRDL = 4.0	Water additive used to control microbes

STAGE 2 DISINFECTANTS AND DISINFECTION BY-PRODUCTS

Disinfectant or Contaminant and Unit of Measurement	Dates of sampling (mo/yr)	MCL or MRDL Violation Y/N	Level Detected	Range of Results	MCLG or MRDLG	MCL or MRDL	Likely Source of Contamination
Haloacetic Acids (five) [HAA5] (ppb)	1/24 - 12/24	N	32.9 (LRAA)	26.6 - 36.6	N/A	MCL = 60	By-product of drinking water disinfection
Total Trihalomethanes [TTHM] (ppb)	1/24 - 12/24	N	64.32 (LRAA)	41.5 - 72.9	N/A	MCL = 80	By-product of drinking water disinfection

LEAD AND COPPER (TAP WATER)								
Contaminant and Unit of Measurement	Dates of sampling (mo/yr)	AL Exceeded Y/N	90th Percentile Result	No. of sampling sites exceeding the AL	Range of Results	MCLG	AL (Action Level)	Likely Source of Contamination
Copper (tap water) (ppm)	1/24 - 12/24	N	0.14	0	0.0042 - 0.27	1.3	1.3	Corrosion of household plumbing systems; erosion of natural deposits; leaching from wood preservatives
Lead (tap water) (ppb)	1/24 - 12/24	N	0.4	0	ND - 0.47	0	15	Corrosion of household plumbing systems and service lines connecting buildings to water mains, erosion of natural deposits

In 2024, Toho completed an inventory of service line materials using historical data from before 1989, physical inspections at more than 400 randomly selected addresses of properties built before 1989, and extensive statistical analysis. Based on this proven statistical model for the inspection process, **Toho did not identify lead service lines within our service area.**

This inventory can be found at tohowater.com/our-water/lead-and-copper-program.

Corrosion of pipes, plumbing fittings, and fixtures may cause lead and copper to enter drinking water. To assess corrosion of lead and copper, Springlake Water System conducts tap sampling for lead and copper at selected sites triennially.

If you would like more information on the EPA’s Lead and Copper Rule, please call the Safe Drinking Water Hotline at 800-426-4791. To learn more or for the complete report, contact Toho’s Environmental Programs Manager at LCP@tohowater.com or 407-483-3889.

SOURCE WATER ASSESSMENT INFORMATION

In 2024 the Department of Environmental Protection performed a Source Water Assessment on our system. The assessment was conducted to provide information about any potential sources of contamination in the vicinity of our wells. There were no potential sources of contamination near our well. The assessment results are available on the FDEP Source Water Assessment and Protection Program website at prodapps.dep.state.fl.us/swapp or they can be obtained from water department at 407-824-4841.

WATER SOURCE - Underneath Osceola County lies one of the largest pristine reservoirs of fresh groundwater in the country, the Floridan Aquifer. Water from this aquifer is of consistently high quality and is used as the source of potable water for Toho’s water system. The aquifer is recharged by rainfall on the Lake Wales Ridge (US 27) in Osceola, Polk and Lake Counties that is filtered through hundreds of feet of sand and rock in a natural cleansing process. Because of its high quality, the water we use needs little or no treatment other than aeration to remove hydrogen sulfide (rotten egg odor) and disinfection. Fluoridation is also implemented to help promote dental health, and corrosion control is implemented to help prevent the corrosion of water distribution infrastructure.

INORGANIC CONTAMINANTS							
Contaminant and Unit of Measurement	Dates of sampling (mo/yr)	MCL Violation Y/N	Level Detected	Range of Results	MCLG	MCL	Likely Source of Contamination
Barium (ppm)	3/23	N	0.017	0.011 - 0.017	2	2	Discharge of drilling wastes; discharge from metal refineries; erosion of natural deposits
Fluoride (ppm)*	3/23	N	0.54	0.073 - 0.54	4	4.0	Erosion of natural deposits; discharge from fertilizer and aluminum factories. Water additive which promotes strong teeth when at optimum levels between 0.7 and 1.3 ppm
Sodium (ppm)	3/23	N	9.9	5.8 - 9.9	N/A	160	Saltwater intrusion, leaching from soil

*Following the approval of the Florida Farm Bill, which includes provisions that prohibit the use of non-water quality additives in Florida’s public water systems, Toho Water Authority will no longer add supplemental fluoride to its water supplies beginning July 1, 2025.

STAGE 1 DISINFECTANTS AND DISINFECTION BY-PRODUCTS							
Disinfectant or Contaminant and Unit of Measurement	Dates of sampling (mo/yr)	MCL or MRDL Violation Y/N	Level Detected	Range of Results	MCLG or MRDLG	MCL or MRDL	Likely Source of Contamination
Chlorine (ppm)	1/24 - 12/24	N	1.1	0.6 - 1.6	MRDLG = 4	MRDL = 4.0	Water additive used to control microbes

STAGE 2 DISINFECTANTS AND DISINFECTION BY-PRODUCTS

Disinfectant or Contaminant and Unit of Measurement	Dates of sampling (mo/yr)	MCL or MRDL Violation Y/N	Level Detected	Range of Results	MCLG or MRDLG	MCL or MRDL	Likely Source of Contamination
Haloacetic Acids (five) [HAA5] (ppb)	7/24	N	40.2	N/A	NA	MCL = 60	By-product of drinking water disinfection
Total Trihalomethanes [TTHM] (ppb)	7/24	Y	87.6	N/A	NA	MCL = 80	By-product of drinking water disinfection

Some people who drink water containing trihalomethanes in excess of MCL over many years may experience problems with their liver, kidneys, or central nervous systems, and may have an increased risk of getting cancer. The sample taken in July 2024 (3203 Whisperwind Dr) had a total Trihalomethanes result of 87.6 ppm, which exceeds the Maximum Contaminant Levels (MCL) of 80 ppb. The Lake Ajay system incurred an MCL violation, however the system was consolidated into the Eastern System in 2024 and all annual average results at all sites were at or below MCL.

LEAD AND COPPER (TAP WATER)

Contaminant and Unit of Measurement	Dates of sampling (mo/yr)	AL Exceeded Y/N	90th Percentile Result	No. of sampling sites exceeding the AL	Range of Results	MCLG	AL (Action Level)	Likely Source of Contamination
Copper (tap water) (ppm)	01/23 - 03/23	N	0.206	0	0.0041 - 0.38	1.3	1.3	Corrosion of household plumbing systems; erosion of natural deposits; leaching from wood preservatives
Lead (tap water) (ppb)	01/23 - 03/23	N	0.6	0	ND - 2.8	0	15	Corrosion of household plumbing systems and service lines connecting buildings to water mains; erosion of natural deposits

In 2024, Toho completed an inventory of service line materials using historical data from before 1989, physical inspections at more than 400 randomly selected addresses of properties built before 1989, and extensive statistical analysis. Based on this proven statistical model for the inspection process, **Toho did not identify lead service lines within our service area.**

This inventory can be found at tohowater.com/our-water/lead-and-copper-program.

Corrosion of pipes, plumbing fittings, and fixtures may cause lead and copper to enter drinking water. To assess corrosion of lead and copper, Eastern Water System conducts tap sampling for lead and copper at selected sites triannual. Eastern Water System treats water using High Oxidation-Reduction Potential (ORP) to control corrosion, which was designated as the optimal corrosion control treatment by DEP. To ensure the treatment is operating effectively, Eastern Water System monitors water quality parameters set by DEP triannually.

If you would like more information on the EPA’s Lead and Copper Rule, please call the Safe Drinking Water Hotline at 800-426-4791. To learn more or for the complete report, contact Toho’s Environmental Programs Manager at LCP@tohowater.com or 407-483-3889.

UNREGULATED CONTAMINANTS (UCMR5)

Contaminant and Unit of Measurement	Dates of sampling (mo/yr)	Level Detected (average)	Range	Likely Source of Contamination
PFBA	7/23	0.0026	ND - 0.0026	Discharge of fire training/fire response sites, industrial sites, landfills, and wastewater treatment plants/biosolids

In 2023, the Eastern water system monitored for unregulated contaminants (UCs) as part of a study to help the U.S. Environmental Protection Agency (EPA) determine the occurrence in drinking water of UCs and whether or not these contaminants need to be regulated. At present, no health standards (for example, maximum contaminant levels) have been established for UCs. However, we are required to publish the analytical results of our UC monitoring in our annual water quality report. If you would like more information on the EPA’s Unregulated Contaminants Monitoring Rule, please call the Safe Drinking Water Hotline at 800-426-4791. To learn more or for the complete report, contact Toho’s Environmental Programs Manager at 407-483-3807.

SOURCE WATER ASSESSMENT INFORMATION

In 2024 the Department of Environmental Protection performed a Source Water Assessment on our system. The assessment was conducted to provide information about any potential sources of contamination in the vicinity of our wells. There were 15 potential sources of contamination identified for this system with low to moderate susceptibility levels. The assessment results are available on the FDEP Source Water Assessment and Protection Program website at prodapps.dep.state.fl.us/swapp or they can be obtained from water department at 407-824-4841.

WATER SOURCE - Underneath Osceola County lies one of the largest pristine reservoirs of fresh groundwater in the country, the Floridan Aquifer. Water from this aquifer is of consistently high quality and is used as the source of potable water for Toho's water system. The aquifer is recharged by rainfall on the Lake Wales Ridge (US 27) in Osceola, Polk and Lake Counties that is filtered through hundreds of feet of sand and rock in a natural cleansing process. Because of its high quality, the water we use needs little or no treatment other than aeration to remove hydrogen sulfide (rotten egg odor) and disinfection.

INORGANIC CONTAMINANTS

Contaminant and Unit of Measurement	Dates of sampling (mo/yr)	MCL Violation Y/N	Level Detected	Range of Results	MCLG	MCL	Likely Source of Contamination
Barium (ppm)	3/24	N	0.010	N/A	2	2	Discharge of drilling wastes; discharge from metal refineries; erosion of natural deposits
Fluoride (ppm)*	3/24	N	0.17	N/A	4	4.0	Erosion of natural deposits; discharge from fertilizer and aluminum factories. Water additive which promotes strong teeth when at the optimum level of 0.7 ppm
Nitrate (as Nitrogen) (ppm)	1/24, 03/24	N	0.047, 0.13	N/A	10	10	Runoff from fertilizer use; leaching from septic tanks, sewage; erosion of natural deposits
Sodium (ppm)	3/24	N	38.7	N/A	N/A	160	Salt water intrusion, leaching from soil
Arsenic (ppb)	3/24	N	0.61	N/A	0	10	Erosion of natural deposits; runoff from orchards; runoff from glass and electronics production wastes

*Following the approval of the Florida Farm Bill, which includes provisions that prohibit the use of non-water quality additives in Florida's public water systems, Toho Water Authority will no longer add supplemental fluoride to its water supplies beginning July 1, 2025.

STAGE 1 DISINFECTANTS AND DISINFECTION BY-PRODUCTS

Disinfectant or Contaminant and Unit of Measurement	Dates of sampling (mo/yr)	MCL or MRDL Violation Y/N	Level Detected	Range of Results	MCLG or MRDLG	MCL or MRDL	Likely Source of Contamination
Chlorine (ppm)	1/24 - 12/24	N	2.26	0.9 - 3.3	MRDLG = 4	MRDL = 4.0	Water additive used to control microbes
Bromate (ppb)	1/24 - 12/24	N	7.69 (RAA)	5.9 - 9.5	MCLG = 0	MCL = 10	By-product of drinking water disinfection

STAGE 2 DISINFECTANTS AND DISINFECTION BY-PRODUCTS

Disinfectant or Contaminant and Unit of Measurement	Dates of sampling (mo/yr)	MCL or MRDL Violation Y/N	Level Detected	Range of Results	MCLG or MRDLG	MCL or MRDL	Likely Source of Contamination
Haloacetic Acids (five) [HAA5] (ppb)	9/24	N	34.9	30.0 - 34.9	N/A	MCL = 60	By-product of drinking water disinfection
Total Trihalomethanes [TTHM] (ppb)	9/24	N	56.9	53.4 - 56.9	N/A	MCL = 80	By-product of drinking water disinfection

LEAD AND COPPER (TAP WATER)

Contaminant and Unit of Measurement	Dates of sampling (mo/yr)	AL Exceeded Y/N	90th Percentile Result	No. of sampling sites exceeding the AL	Range of Results	MCLG	AL (Action Level)	Likely Source of Contamination
Copper (tap water) (ppm)	1/24 - 12/24	N	0.138	0	0.0050 - 0.41	1.3	1.3	Corrosion of household plumbing systems; erosion of natural deposits; leaching from wood preservatives
Lead (tap water) (ppb)	1/24 - 12/24	N	0.3	0	ND - 1.8	0	15	Corrosion of household plumbing systems and service lines connecting buildings to water mains, erosion of natural deposits

In 2024, Toho completed an inventory of service line materials using historical data from before 1989, physical inspections at more than 400 randomly selected addresses of properties built before 1989, and extensive statistical analysis. Based on this proven statistical model for the inspection process, **Toho did not identify lead service lines within our service area.**

This inventory can be found at tohowater.com/our-water/lead-and-copper-program.

Corrosion of pipes, plumbing fittings, and fixtures may cause lead and copper to enter drinking water. To assess corrosion of lead and copper, Sunbridge Water System conducts tap sampling for lead and copper at selected sites triennially.

If you would like more information on the EPA's Lead and Copper Rule, please call the Safe Drinking Water Hotline at 800-426-4791. To learn more or for the complete report, contact Toho's Environmental Programs Manager at LCP@tohowater.com or 407-483-3889.

SOURCE WATER ASSESSMENT INFORMATION

In 2024 the Department of Environmental Protection performed a Source Water Assessment on our system. The assessment was conducted to provide information about any potential sources of contamination in the vicinity of our wells. There were 2 potential sources of contamination identified for this system with low susceptibility level. The assessment results are available on the FDEP Source Water Assessment and Protection Program website at prodapps.dep.state.fl.us/swapp or they can be obtained from water department at 407-824 - 4841.

Tavistock East Water System (PWS ID# 349-4440) **NOTE:** Tavistock East is supplied by Sunbridge PWS (Public Water System).

WATER SOURCE - Underneath Osceola County lies one of the largest pristine reservoirs of fresh groundwater in the country, the Floridan Aquifer. Water from this aquifer is of consistently high quality and is used as the source of potable water for Toho's water system. The aquifer is recharged by rainfall on the Lake Wales Ridge (US 27) in Osceola, Polk and Lake Counties that is filtered through hundreds of feet of sand and rock in a natural cleansing process. Because of its high quality, the water we use needs little or no treatment other than aeration to remove hydrogen sulfide (rotten egg odor), disinfection, Magnetic Ion Exchange and corrosion control is implemented to help prevent the corrosion of water distribution infrastructure.

INORGANIC CONTAMINANTS – SUNBRIDGE WATER SYSTEM

Contaminant and Unit of Measurement	Dates of sampling (mo/yr)	MCL Violation Y/N	Level Detected	Range of Results	MCLG	MCL	Likely Source of Contamination
Barium (ppm)	3/24	N	0.010	N/A	2	2	Discharge of drilling wastes; discharge from metal refineries; erosion of natural deposits
Fluoride (ppm)*	3/24	N	0.17	N/A	4	4.0	Erosion of natural deposits; discharge from fertilizer and aluminum factories. Water additive which promotes strong teeth when at the optimum level of 0.7 ppm
Nitrate (as Nitrogen) (ppm)	1/24, 03/24	N	0.047, 0.13	N/A	10	10	Runoff from fertilizer use; leaching from septic tanks, sewage; erosion of natural deposits
Sodium (ppm)	3/24	N	38.7	N/A	N/A	160	Salt water intrusion, leaching from soil
Arsenic (ppb)	3/24	N	0.61	N/A	0	10	Erosion of natural deposits; runoff from orchards; runoff from glass and electronics production wastes

*Following the approval of the Florida Farm Bill, which includes provisions that prohibit the use of non-water quality additives in Florida's public water systems, Toho Water Authority will no longer add supplemental fluoride to its water supplies beginning July 1, 2025.

STAGE 1 DISINFECTANTS AND DISINFECTION BY-PRODUCTS - TAVISTOCK EAST CONSECUTIVE WATER SYSTEM

Disinfectant or Contaminant and Unit of Measurement	Dates of sampling (mo/yr)	MCL or MRDL Violation Y/N	Level Detected	Range of Results	MCLG or MRDLG	MCL or MRDL	Likely Source of Contamination
Bromate (ppb)	1/24 - 12/24	N	7.69 (RAA)	5.9 - 9.5	MCLG = 0	MCL = 10	By-product of drinking water disinfection
Chlorine (ppm)	1/24 - 12/24	N	2.26	0.9 - 3.3	MRDLG = 4	MRDL = 4.0	Water additive used to control microbes

STAGE 2 DISINFECTANTS AND DISINFECTION BY-PRODUCTS– TAVISTOCK EAST CONSECUTIVE WATER SYSTEM

Disinfectant or Contaminant and Unit of Measurement	Dates of sampling (mo/yr)	MCL or MRDL Violation Y/N	Level Detected	Range of Results	MCLG or MRDLG	MCL or MRDL	Likely Source of Contamination
Haloacetic Acids (five) [HAA5] (ppb)	9/24	N	34.9	30.0 - 34.9	N/A	MCL = 60	By-product of drinking water disinfection
Total Trihalomethanes [TTHM] (ppb)	9/24	N	56.9	53.4 - 56.9	N/A	MCL = 80	By-product of drinking water disinfection

LEAD AND COPPER (TAP WATER) - TAVISTOCK EAST CONSECUTIVE WATER SYSTEM

Contaminant and Unit of Measurement	Dates of sampling (mo/yr)	AL Exceeded Y/N	90th Percentile Result	No. of sampling sites exceeding the AL	Range of Results	MCLG	AL (Action Level)	Likely Source of Contamination
Copper (tap water) (ppm)	1/24 - 12/24	N	0.138	0	0.0050 - 0.41	1.3	1.3	Corrosion of household plumbing systems; erosion of natural deposits; leaching from wood preservatives
Lead (tap water) (ppb)	1/24 - 12/24	N	0.3	0	ND - 1.8	0	15	Corrosion of household plumbing systems and service lines connecting buildings to water mains; erosion of natural deposits

In 2024, Toho completed an inventory of service line materials using historical data from before 1989, physical inspections at more than 400 randomly selected addresses of properties built before 1989, and extensive statistical analysis. Based on this proven statistical model for the inspection process, **Toho did not identify lead service lines within our service area.**

This inventory can be found at tohowater.com/our-water/lead-and-copper-program.

Corrosion of pipes, plumbing fittings, and fixtures may cause lead and copper to enter drinking water. To assess corrosion of lead and copper, Sunbridge Water System conducts tap sampling for lead and copper at selected sites triennially.

If you would like more information on the EPA’s Lead and Copper Rule, please call the Safe Drinking Water Hotline at 800-426-4791. To learn more or for the complete report, contact Toho’s Environmental Programs Manager at LCP@tohowater.com or 407-483-3889.

SOURCE WATER ASSESSMENT INFORMATION

In 2024 the Department of Environmental Protection performed a Source Water Assessment on our system. The assessment was conducted to provide information about any potential sources of contamination in the vicinity of our wells. There were no potential sources of contamination near our well. The assessment results are available on the FDEP Source Water Assessment and Protection Program website at prodapps.dep.state.fl.us/swapp or they can be obtained from water department at 407-824-4841.

Bay Lake Estates water supply is provided by the Harmony Water System

Harmony Water System (PWS ID# 349-4427)

WATER SOURCE - Underneath Osceola County lies one of the largest pristine reservoirs of fresh groundwater in the country, the Floridan Aquifer. Water from this aquifer is of consistently high quality and is used as the source of potable water for Toho's water system. The aquifer is recharged by rainfall on the Lake Wales Ridge (US 27) in Osceola, Polk and Lake Counties that is filtered through hundreds of feet of sand and rock in a natural cleansing process. Because of its high quality, the water we use needs little or no treatment other than aeration to remove hydrogen sulfide (rotten egg odor) and disinfection.

INORGANIC CONTAMINANTS

Contaminant and Unit of Measurement	Dates of sampling (mo/yr)	MCL Violation Y/N	Level Detected	Range of Results	MCLG	MCL	Likely Source of Contamination
Barium (ppm)	3/24	N	0.0065	N/A	2	2	Discharge of drilling wastes; discharge from metal refineries; erosion of natural deposits
Fluoride (ppm)*	3/24	N	0.48	N/A	4	4.0	Erosion of natural deposits; discharge from fertilizer and aluminum factories. Water additive which promotes strong teeth when at the optimum level of 0.7 ppm
Nitrate (ppm)	1/24, 3/24	N	0.24	0.14 - 0.24	10	10	Runoff from fertilizer use; leaching from septic tanks, sewage; erosion of natural deposits
Sodium (ppm)	3/24	N	49.4	N/A	N/A	160	Salt water intrusion, leaching from soil

*Following the approval of the Florida Farm Bill, which includes provisions that prohibit the use of non-water quality additives in Florida's public water systems, Toho Water Authority will no longer add supplemental fluoride to its water supplies beginning July 1, 2025.

STAGE 1 DISINFECTANTS AND DISINFECTION BY-PRODUCTS

Disinfectant or Contaminant and Unit of Measurement	Dates of sampling (mo/yr)	MCL or MRDL Violation Y/N	Level Detected	Range of Results	MCLG or MRDLG	MCL or MRDL	Likely Source of Contamination
Chlorine and Chloramines (ppm)	1/24 - 12/24	N	1.94 (RAA)	0.6 - 3.1	MRDLG = 4	MRDL = 4.0	Water additive used to control microbes

STAGE 2 DISINFECTANTS AND DISINFECTION BY-PRODUCTS

Disinfectant or Contaminant and Unit of Measurement	Dates of sampling (mo/yr)	MCL or MRDL Violation Y/N	Level Detected	Range of Results	MCLG or MRDLG	MCL or MRDL	Likely Source of Contamination
Haloacetic Acids (five) [HAA5] (ppb)	1/24 - 12/24	N	6.55 (LRAA)	2 - 9.6	N/A	MCL = 60	By-product of drinking water disinfection
Total Trihalomethanes [TTHM] (ppb)	1/24 - 12/24	N	5.23 (LRAA)	0.75 - 8.9	N/A	MCL = 80	By-product of drinking water disinfection

LEAD AND COPPER (TAP WATER)

Contaminant and Unit of Measurement	Dates of sampling (mo/yr)	AL Exceeded Y/N	90th Percentile Result	No. of sampling sites exceeding the AL	Range of Results	MCLG	AL (Action Level)	Likely Source of Contamination
Copper (tap water) (ppm)	3/24, 8/24	N	0.156	0	ND - 0.66	1.3	1.3	Corrosion of household plumbing systems; erosion of natural deposits; leaching from wood preservatives
Lead (tap water) (ppb)	3/24, 8/24	N	0.8	0	ND - 12	0	15	Corrosion of household plumbing systems and service lines connecting buildings to water mains; erosion of natural deposits

In 2024, Toho completed an inventory of service line materials using historical data from before 1989, physical inspections at more than 400 randomly selected addresses of properties built before 1989, and extensive statistical analysis. Based on this proven statistical model for the inspection process, **Toho did not identify lead service lines within our service area.** This inventory can be found at tohowater.com/our-water/lead-and-copper-program.

Corrosion of pipes, plumbing fittings, and fixtures may cause lead and copper to enter drinking water. To assess corrosion of lead and copper, The Harmony Water System conducts tap sampling for lead and copper at selected sites biannually. The Harmony Water System treats water using High Oxidation - Reduction Potential (ORP) to control corrosion.

If you would like more information on the EPA’s Lead and Copper Rule, please call the Safe Drinking Water Hotline at 800-426-4791. To learn more or for the complete report, contact Toho’s Environmental Programs Manager at LCP@tohowater.com or 407-483-3889.

SOURCE WATER ASSESSMENT INFORMATION

In 2024 the Department of Environmental Protection performed a Source Water Assessment on our system. The assessment was conducted to provide information about any potential sources of contamination in the vicinity of our wells. There were 3 potential sources of contamination identified for this system with low susceptibility level, which are at the Harmony Wastewater Treatment Facility. The assessment results are available on the FDEP Source Water Assessment and Protection Program website at prodapps.dep.state.fl.us/swapp or they can be obtained from water department at 407-824-4841.

Pine Glen Water System (PWS ID# 349-4442) **NOTE:** Pine Glen is supplied by Harmony PWS (Public Water System).

WATER SOURCE - Underneath Osceola County lies one of the largest pristine reservoirs of fresh groundwater in the country, the Floridan Aquifer. Water from this aquifer is of consistently high quality and is used as the source of potable water for Toho's water system. The aquifer is recharged by rainfall on the Lake Wales Ridge (US 27) in Osceola, Polk and Lake Counties that is filtered through hundreds of feet of sand and rock in a natural cleansing process. Because of its high quality, the water we use needs little or no treatment other than aeration to remove hydrogen sulfide (rotten egg odor), Magnetic Ion Exchange and corrosion control is implemented to help prevent the corrosion of water distribution infrastructure.

Pine Glen was supplied by Harmony PWS (Public Water System) until April 2024 before becoming consolidated into Harmony PWS in May 2024, therefore there is not additional data to report from May to December.

INORGANIC CONTAMINANTS – HARMONY WATER SYSTEM

Contaminant and Unit of Measurement	Dates of sampling (mo/yr)	MCL Violation Y/N	Level Detected	Range of Results	MCLG	MCL	Likely Source of Contamination
Barium (ppm)	3/24	N	0.0065	N/A	2	2	Discharge of drilling wastes; discharge from metal refineries; erosion of natural deposits
Fluoride (ppm)*	3/24	N	0.48	0.60 - 0.90	4	4.0	Erosion of natural deposits; discharge from fertilizer and aluminum factories. Water additive which promotes strong teeth when at the optimum level of 0.7 ppm
Nitrate (ppm)	1/24, 3/24	N	0.24, 0.14	N/A	10	10	Runoff from fertilizer use; leaching from septic tanks, sewage; erosion of natural deposits

*Following the approval of the Florida Farm Bill, which includes provisions that prohibit the use of non-water quality additives in Florida's public water systems, Toho Water Authority will no longer add supplemental fluoride to its water supplies beginning July 1, 2025.

STAGE 1 DISINFECTANTS AND DISINFECTION BY-PRODUCTS

Disinfectant or Contaminant and Unit of Measurement	Dates of sampling (mo/yr)	MCL or MRDL Violation Y/N	Level Detected	Range of Results	MCLG or MRDLG	MCL or MRDL	Likely Source of Contamination
Chlorine (ppm)	1/24 - 04/24	N	2.60 (RAA)	1.4 - 3.1	MRDLG = 4	MRDL = 4.0	Water additive used to control microbes

STAGE 2 DISINFECTANTS AND DISINFECTION BY-PRODUCTS – HARMONY CONSECUTIVE SYSTEM

Disinfectant or Contaminant and Unit of Measurement	Dates of sampling (mo/yr)	MCL or MRDL Violation Y/N	Level Detected	Range of Results	MCLG or MRDLG	MCL or MRDL	Likely Source of Contamination
Haloacetic Acids (five) [HAA5] (ppb)	1/24 - 4/24	N	5.95 (LRAA)	2 - 9.6	N/A	MCL = 60	By-product of drinking water disinfection
Total Trihalomethanes [TTHM] (ppb)	1/24 - 4/24	N	4.30 (LRAA)	1.5 - 6.8	N/A	MCL = 80	By-product of drinking water disinfection

LEAD AND COPPER (TAP WATER) - HARMONY CONSECUTIVE SYSTEM

Contaminant and Unit of Measurement	Dates of sampling (mo/yr)	AL Exceeded Y/N	90th Percentile Result	No. of sampling sites exceeding the AL	Range of Results	MCLG	AL (Action Level)	Likely Source of Contamination
Copper (tap water) (ppm)	3/24	N	0.156	0	ND - 0.37	1.3	1.3	Corrosion of household plumbing systems; erosion of natural deposits; leaching from wood preservatives
Lead (tap water) (ppb)	3/24	N	0.2	0	ND - 1.7	0	15	Corrosion of household plumbing systems and service lines connecting buildings to water mains; erosion of natural deposits

In 2024, Toho completed an inventory of service line materials using historical data from before 1989, physical inspections at more than 400 randomly selected addresses of properties built before 1989, and extensive statistical analysis. Based on this proven statistical model for the inspection process, **Toho did not identify lead service lines within our service area.**

This inventory can be found at tohowater.com/our-water/lead-and-copper-program.

Corrosion of pipes, plumbing fittings, and fixtures may cause lead and copper to enter drinking water. To assess corrosion of lead and copper, The Harmony Water System conducts tap sampling for lead and copper at selected sites biannually. The Harmony Water System treats water using High Oxidation - Reduction Potential (ORP) to control corrosion.

If you would like more information on the EPA’s Lead and Copper Rule, please call the Safe Drinking Water Hotline at 800-426-4791. To learn more or for the complete report, contact Toho’s Environmental Programs Manager at LCP@tohowater.com or 407-483-3889.

SOURCE WATER ASSESSMENT INFORMATION

In 2024 the Department of Environmental Protection performed a Source Water Assessment on our system. The assessment was conducted to provide information about any potential sources of contamination in the vicinity of our wells. There were 3 potential sources of contamination identified for this system with low susceptibility level, which are at the Harmony Wastewater Treatment Facility. The assessment results are available on the FDEP Source Water Assessment and Protection Program website at prodapps.dep.state.fl.us/swapp or they can be obtained from water department at 407-824-4841.



YOU COULD BE SELECTED

Toho collects and tests drinking water throughout its service area daily. Part of our water quality program requires us to collect water samples from residential homes. The addresses are selected at random and approved by the Department of Environmental Protection (DEP). The approved program may require sample collection on a quarterly basis or once every three years. The purpose is to provide an accurate overview of our water quality. Your home may be selected as part of the program. For more information, please visit our Water Quality Program page on tohowater.com.



PROPER IRRIGATION

Your irrigation schedule helps everyone. Watering on your days and times:

- Creates a healthy lawn
- May reduce your bill
- Makes you a good neighbor

Your irrigation timer should be set for only 2 days per week. Scan the QR code below for your irrigation schedule or visit our Watering Days and Times section on tohowater.com.

Need Help?

We'll set your irrigation timer at no cost to you. Scan the QR code below to request irrigation help.





INVESTING IN THE FUTURE

Most of Florida's drinking water comes from the aquifer. To help conserve this potable water resource, Toho is investing in alternative water supplies. In 2021 Toho finished construction of a 400-million-gallon reservoir. A water treatment facility off US 192 is expected to be built by 2028 to treat water from the reservoir. This treatment facility will allow Toho to provide a sustainable alternative water supply option for irrigation services and also includes the ability to add processes to treat surface water to potable standards if needed in the future. Up to 6 million gallons of water will be treated daily once the facility is operational.

**Toho
Water
Authority**

